

2021 BRANDSTORM USER-GUIDE

Round 1 Deadline – 2020.02.28. 18:00pm

C1 - Inte

L'ORÉAL

SIGN UP

Step 1: Visit <https://brandstorm.loreal.com/> & “SIGN UP”

Step 2: Fill in personal information

Create an account
Already have an account? [Log in](#)

First name

Last name

Email

Password

Your password must have at least 8 characters

☐ I accept the [Terms of service](#) and the [Privacy policy](#)

Next

Complete your profile



Upload a picture

Profiles with pictures are more likely to be viewed.

Next

Your Participant profile

I agree to be contacted by L'ORÉAL to use my personal data for recruitment purposes*

I agree that L'ORÉAL can use any collected data and contact me hereafter for recruitment purposes. My personal data will be retained for a maximum period of 24 months according to L'ORÉAL Privacy Policy. I may exercise my right of access and correction of all data that relates to me by contacting brandstormhotline@loreal.com.

- ☐ Yes
☐ No

Gender

Please select an answer below

Date of birth

- -

Country/Region of birth

Country/Region of birth

Current location

To participate in Brandstorm, you must be actively enrolled in school before July 2021. If you graduate before, please confirm that you will be available for the international final in June 2021. Select the location that you are currently studying in. If the location that you are studying is not included, this location is not valid for participation.

Please select an answer below

SIGN UP

Step 3: Confirm to participate in country challenge (Choose #SouthKorea)

Confirm your email address to continue

Check your mailbox and simply click the link in the email we just sent to [redacted]

You did not receive the email? [Resend it](#)


Hello [redacted]

Welcome,

Thank you for registering on L'Oréal Brandstorm.
Please confirm that this is your email address.

[Confirm this address](#)

L'Oréal Brandstorm - Agorize



Welcome to Brandstorm 2021!

Your challenge will be live soon, we will keep you updated by email. Stay tuned and explore our careers.

[All challenges](#)

Search

Open challenges



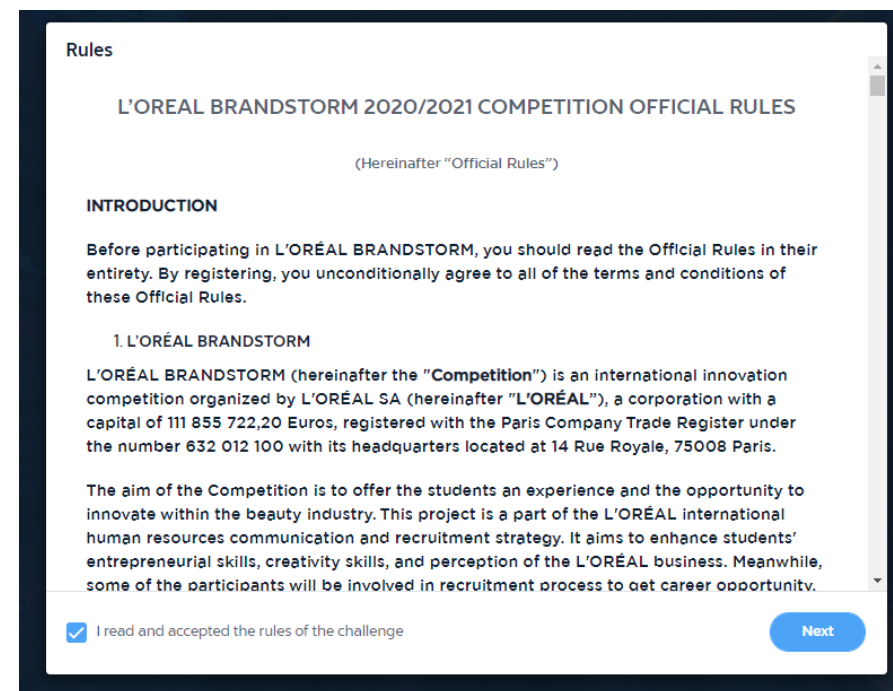
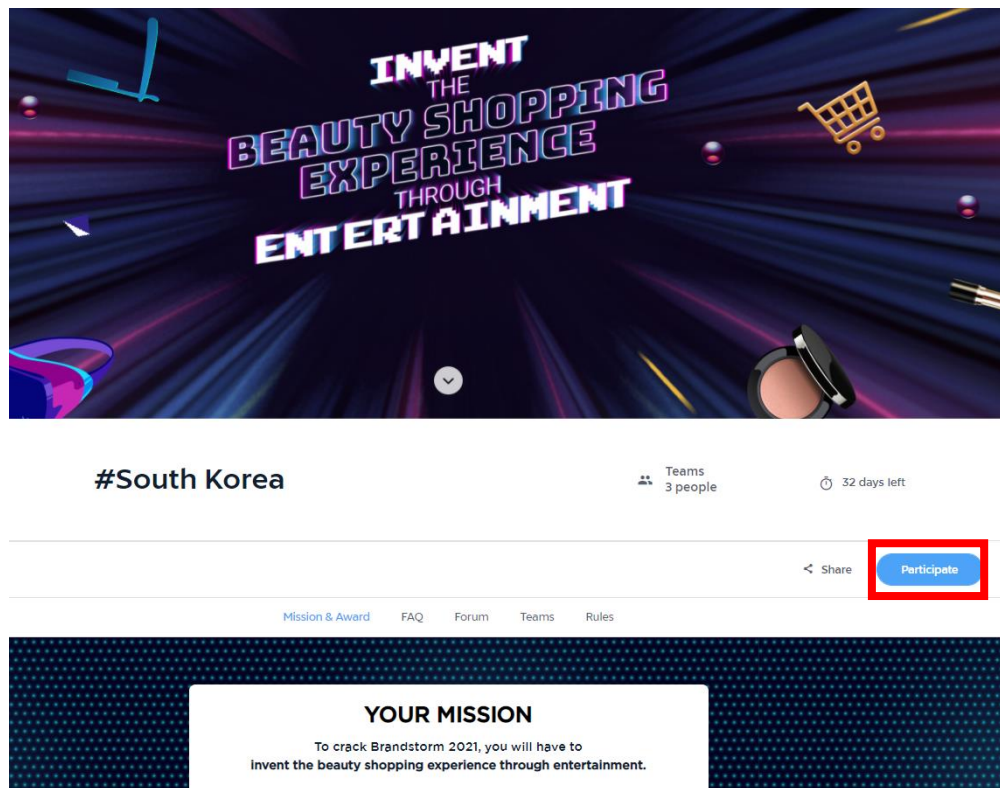
#South Korea



🕒 32 Days left

SIGN UP

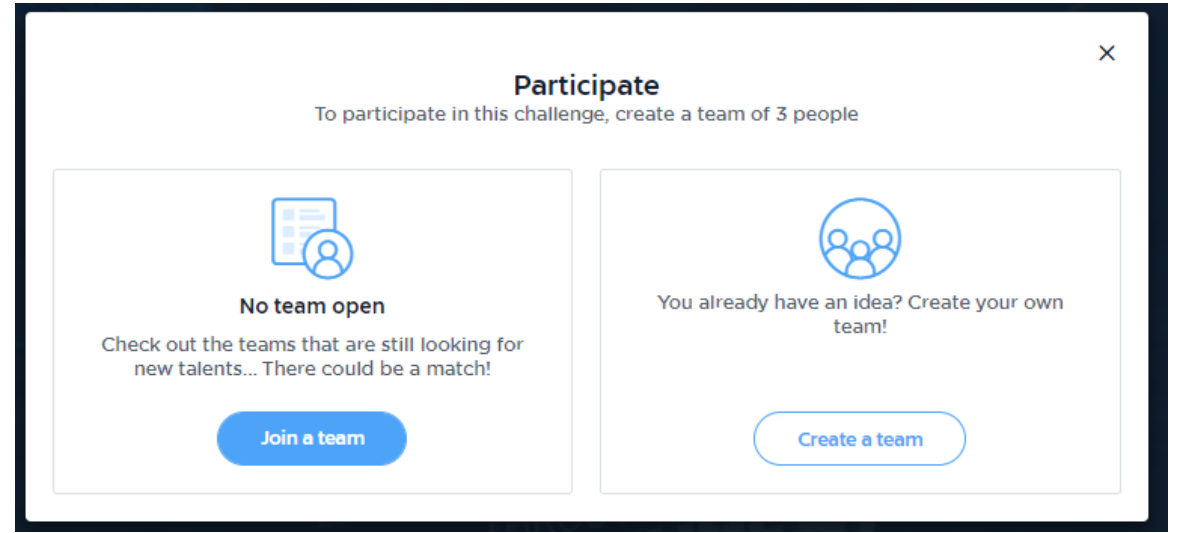
Step 4: Click 'Participate' button



TEAM CREATION

After clicking the 'participate' button, you have 2 options:

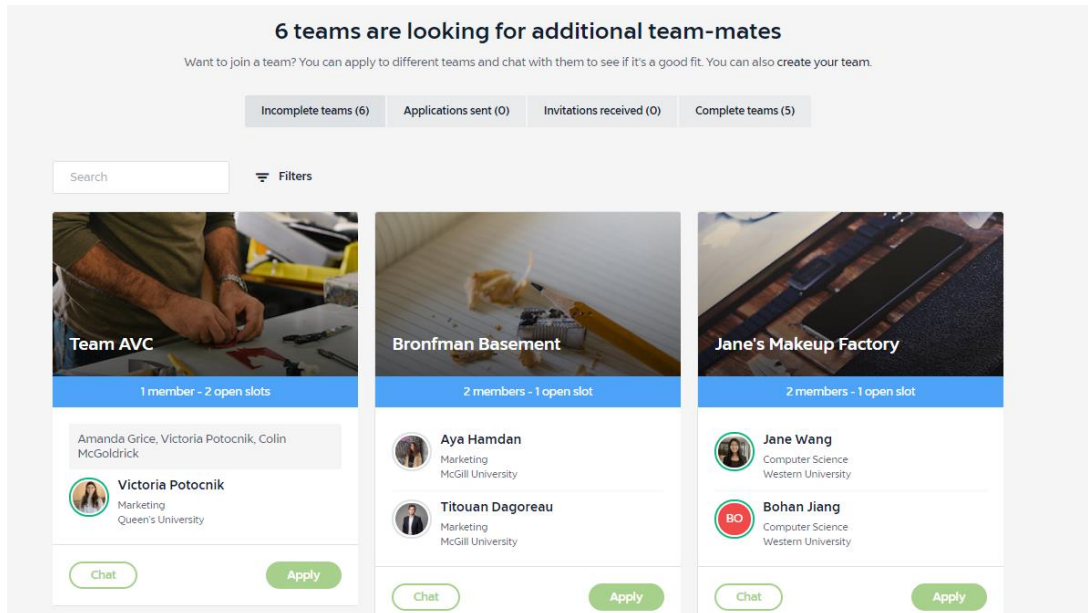
1. Join an existing team (만들어진 팀에 합류)
2. Create a new team (새로운 팀 개설)



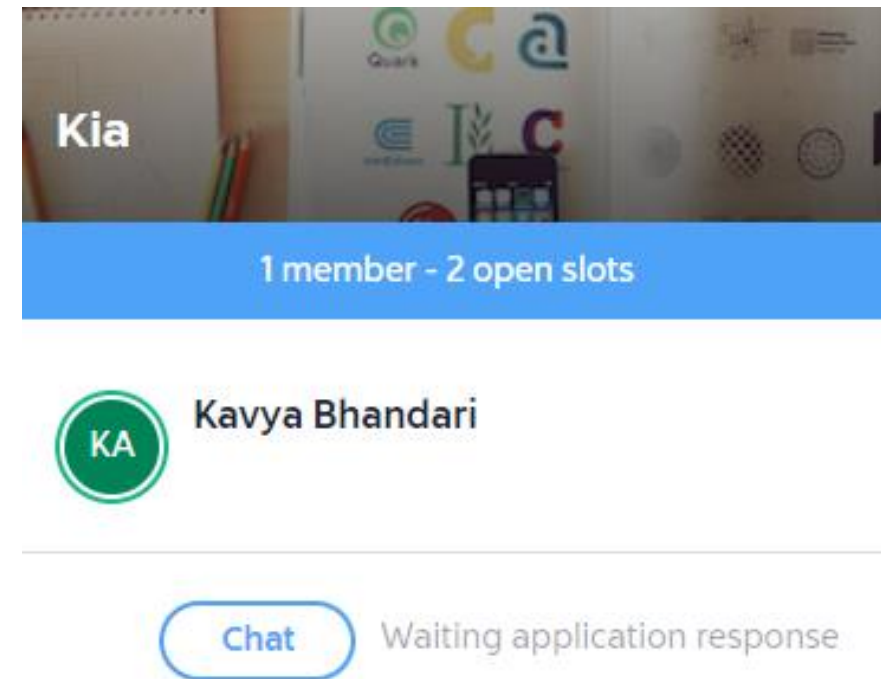
TEAM CREATION – JOIN A TEAM

Option 1: 개설되어 있는 팀에 합류하는 경우

After clicking 'join a team', you will see a list of incomplete teams to 'apply'



After clicking 'apply', you will wait for the existing team member(s) to review and accept/decline their request



TEAM CREATION-CREATE A TEAM

Option 2: 새로운 팀을 만드는 경우

1. You can edit your team info.
2. You can also invite your friends or ask around the platform to find other members

Team Name

First, let's come up with a cool name for your team!

The team name reflects who you are! It will be visible to other participants and to the organizers.
Be creative!

Team name

30 characters left

Don't worry, you can change that later on

Cancel Next

Invite your friends

Congrats! Your team has been created!

You can now invite some friends to join the team!

Yo

Email

Skip Invite

TEAM Management

View & Customize your team!

L'ORÉAL
BRANDSTORM
2021

List of challenges

My space

#South Korea

Test by Admin

Participation 0 %

Team

Hiring

Workspace

Mentor/Admin

Your team

Your team is incomplete. [Hire](#) or [invite your friends](#) to get more chances to win the challenge

Yo

Delete team

Your team is not complete yet

[Go hiring](#)

Your team is not complete yet

[Go hiring](#)

You have 2 free slots
in your team

Take time to invite the
best talents and build
up your dream team.

[Go hiring](#)